



Gender statistics in Switzerland practices and challenges

Katja Branger
Swiss Federal Statistical Office

4 December 2020

14th Meeting of the Inter-Agency and Expert Group on Gender Statistics





Legal national framework

The principle of equal rights of men and women has been enshrined in the Swiss constitution since 1981.

The Federal Office for Gender Equality was introduced in 1988 by the Federal council. The equality law, which forbids in particular every form of discrimination in the area of work, has been statutory since July 1996.

For twenty-five years, the Swiss Federal Statistical Office has been publishing statistical information on the current situation and trends over time in gender equality.



International framework

At the international level,

- **CEDAW** (Convention on the Elimination of All Forms of Discrimination against Women), ratified by CH in 1997, and the
- **Agenda 2030**, objective 5 in particular but also many other objectives, whether sex-disaggregated or with a gender perspective

provide the framework for equality statistics and also lead our work in this area.





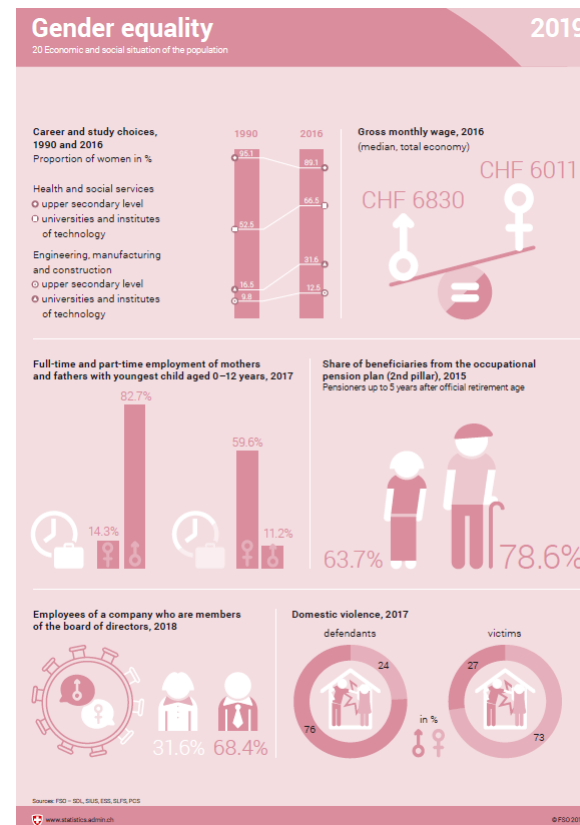
Data sources

Where does the information for the production of gender statistics come from?

- Integrated system which combines the use of data from existing administrative registers and sample surveys on persons and households
- Surveys of education institutions
- Business surveys



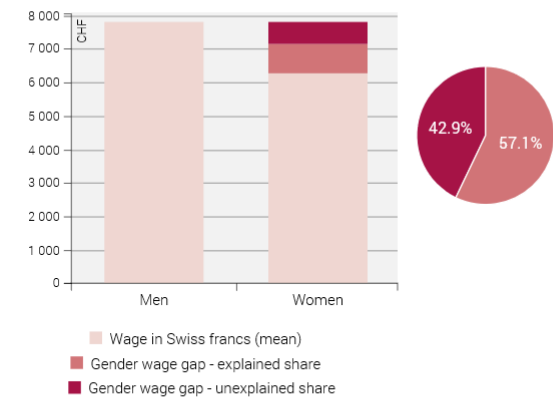
Dissemination and communication



Explained and unexplained share in gender wage gap

Private sector, 2016

Results based on NOGA 2008



Choice of the year

2016 2014 2012 2010 2008

Choice of the sector

Private sector Public sector

The 2010 and 2008 data is not available for the public sector.

Sources: FSO – Swiss Earnings Structure Survey, Calculation Department of Quantitative Economics, University of Fribourg, Büro BASS, B.S.S. Volkswirtschaftliche Beratung AG

© FSO 2019



Practices

Limited personnel resources for gender statistics have remained the same for 25 years:

How can efficiency be increased to meet the growing demand?

- Raise or increase awareness of statisticians in all gender relevant areas
- Collaboration with other units in NSO
- Cooperation with other government agencies
- Participation at international level, i.e. UNECE GS, Global Forum
- International treaties (CEDAW, Istanbul convention), Agenda 2030



Challenges

- Data gaps: violence against women (only police records), overall earnings gap and gender pension gap
- Thematic areas where we need more and better data or more analysis with a gender focus: entrepreneurship
- Innovation: new thematic developments, new methods in data collection, data analysis and dissemination.
- Relevant, reliable and timely data, in particular during crisis situations

What relevant challenges do other countries and international organisations have to face?



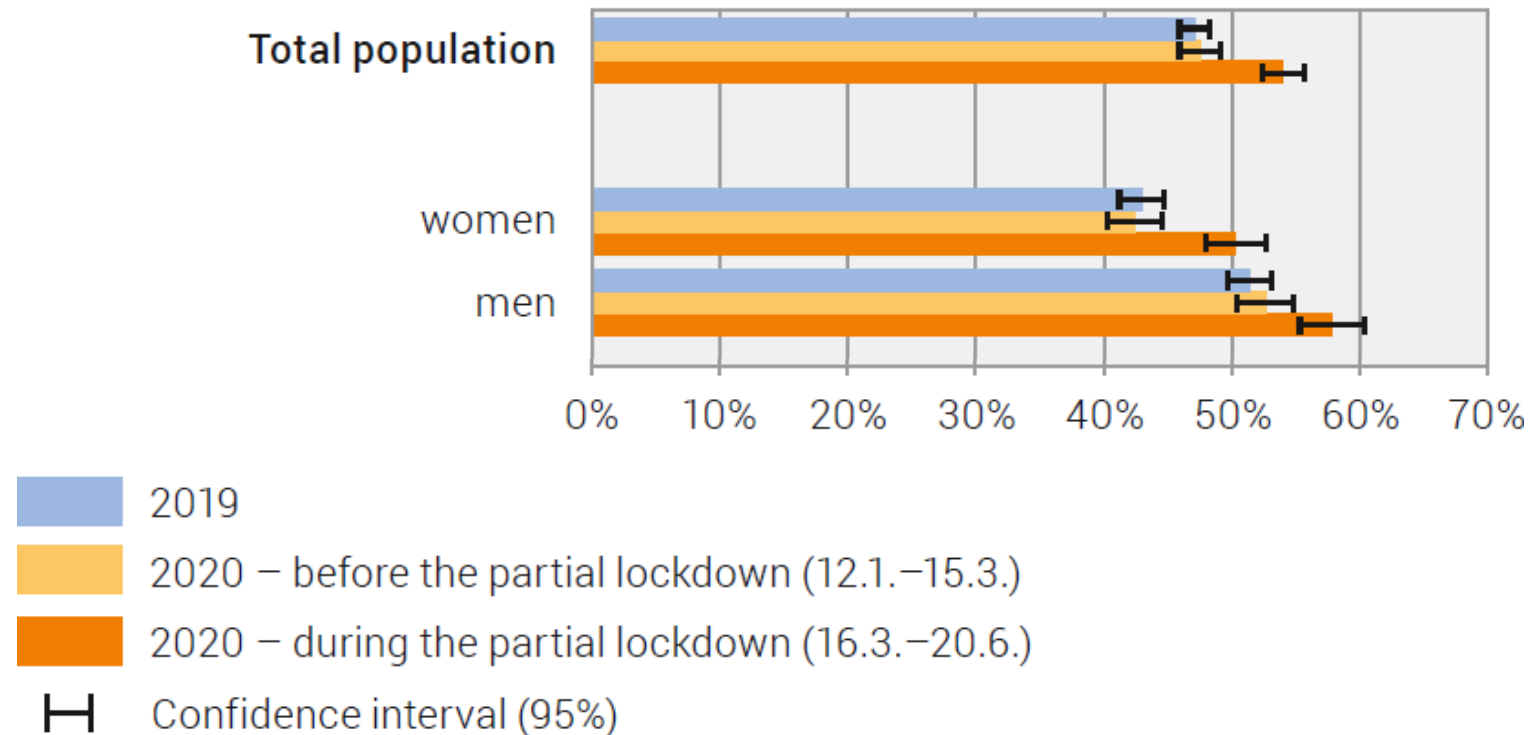
Covid-19 and living conditions in Switzerland in 2020

- Survey on income and living conditions (SILC) measured the impact of the economic and social restrictions on the living conditions during the Covid-19 pandemic in spring 2020
- Experimental analyses published 17 November 2020 aim to provide information as quickly as possible on how Switzerland's resident population coped at the start of the health crisis due to Covid-19
- Subjective assessments provided by the population on important aspects of life (personal relationships, health, financial situation, feeling happy, job security and trust in the political system, etc.) have been compared before and during the semi-lockdown, as well as with the results of 2019.



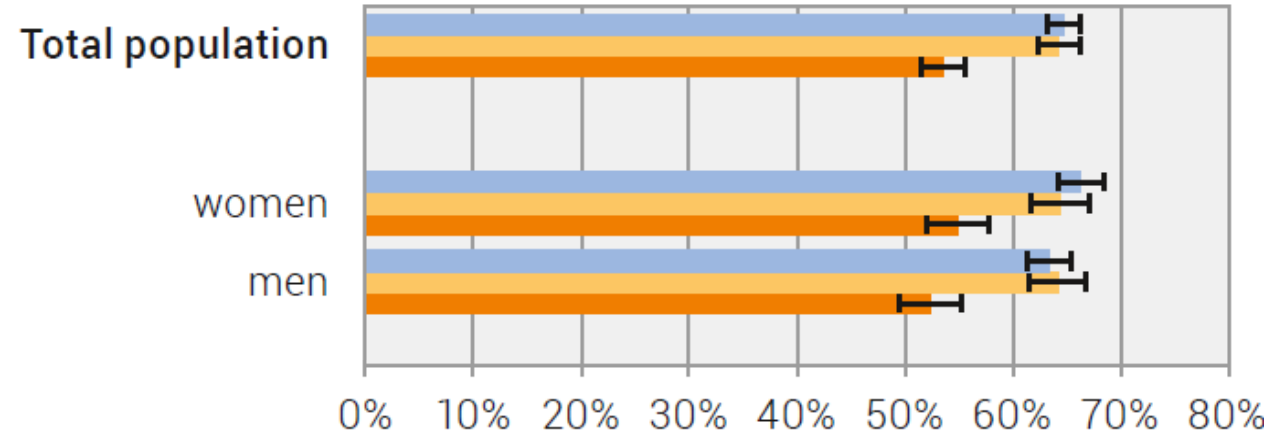
Trust in Switzerland's political system

Percentage of people with high or very high level of trust
(score of 8, 9 or 10 on a scale of 0 to 10)





Subjective assessment of job security



- 2019
- 2020 – before the partial lockdown (12.1.–15.3.)
- 2020 – during the partial lockdown (16.3.–20.6.)
- Confidence interval (95%)

Percentage of people who evaluate the risk of becoming unemployed in the next 12 months as very low (score of 0 or 1 on a scale of 0 to 10)



Thank you for your attention !

www.equality-stat.admin.ch

